


British Columbia Financial Healthcare Professionals Society
Balance Sheet
As of June 30, 2016 and 2015

	<u>Jun 30, 2016</u>	<u>Jun 30, 2015</u>
Assets		
Cash	\$ 179,368	\$ 149,124
Accounts Receivable *	2,561	7,517
Prepaid Conference Expenses	<u>18,950</u>	<u>19,250</u>
Total Assets	<u>\$ 200,879</u>	<u>\$ 175,891</u>
Liabilities and Equity		
Accounts Payable	\$ 525	\$ 525
Deferred Revenue	-	-
Accumulated Equity	<u>200,354</u>	<u>175,366</u>
Total Liabilities and Equity	<u>\$ 200,879</u>	<u>\$ 175,891</u>

Approved by the Directors:



Angela Toff, President




Carmen Cheung, Treasurer


British Columbia Financial Healthcare Professionals Society
Statement of Earnings
As of June 30, 2016 and 2015

	<u>Jun 30, 2016</u>	<u>Jun 30, 2015</u>
Revenue		
Sponsorship	\$ 81,000	\$ 79,500
Conference Registration	78,262	70,505
Society Membership Fees	5,475	5,100
Interest Income	54	5
Total Revenue	<u>164,790</u>	<u>155,110</u>
Expense		
Conference Expense	130,906	149,482
Board Expense	6,684	3,426
Administrative Expense	2,212	863
Total Expenses	<u>139,802</u>	<u>153,771</u>
Net Surplus / (Loss)	<u>\$ 24,988</u>	<u>\$ 1,339</u>

Approved by the Directors:



Angela Trij, President



Carmen Cheung, Treasurer